

RICHLAND ACADEMY OF THE ARTS CUMULATIVE REPORT 2015-2016

2015-2016

STEAM Academy of Akron

The purpose of this cumulative report is to provide STEAM Academy of Akron an assessment of its school's progress on Academic, Financial, Governance and Organizational Contract Goals as aligned with the National Alliance for Charter School Authorizers Academic Performance Framework and Ohio's new accountability system. The report identifies the school's areas of strength and areas needing improvement. The report should be used by the governing authority board and the school's leadership team in conjunction with the School's Self-Evaluation to develop and complete a STEAM Strategic Improvement Plan to reinforce and build on areas of strength and remediate areas needing improvement.

STEAM of Akron

IRN 012627

1338 Virginia Avenue

Akron, OH 445306

1. First year of Operation: 2012
2. Contract Term: through June 30, 2016. (one-year contract, 6/30/2017)
3. Management Company: Tatonka
4. Closure Criteria: For two of the three most recent school years: (i) academic emergency in 2012 and less than one year of growth in either reading or mathematics, (ii) "F" for the performance index score and "F" for value-added, or (iii) overall grade of "F" and "F" for value-added.
 - Not Rated in 2012 & 2013
 - "D" in Performance Index and "D" in Value Added in 2014
 - "D" in Performance Index and "A" in Value Added in 2015
 - "F" in Performance Index and "F" in Overall Value Added and "D" for Component in 2016



Assessment: Would be at risk of meeting automatic closure criteria if not for Safe Harbor.

5. Enrollment:

2012	2014	2015	2016
37 when Youngstown	103	122	134

7% special education, 100% economically disadvantaged, 0 LEP, 72 are K-3

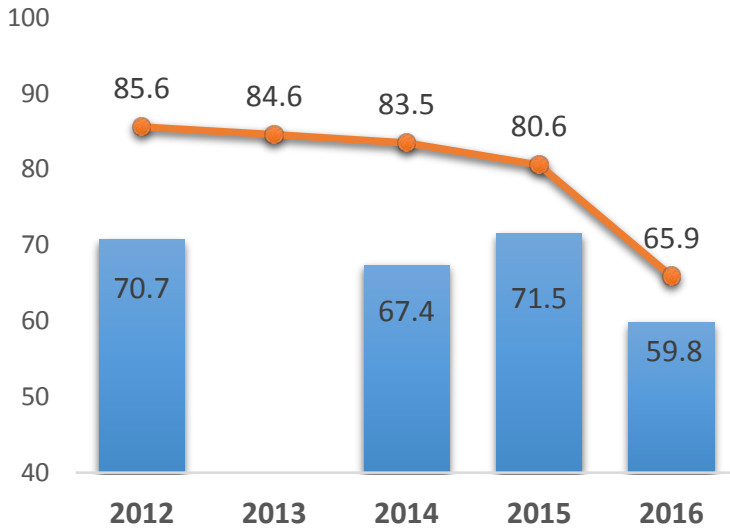
6. Mission: The mission of STEAM is to allow students to become productive global citizens of the world by providing them with a world-class high quality education (in Attachment 4).

7. Performance History:

	Overall	VA	PI	AMO	K3 Literacy
2011	--	--	70.7	--	
2012	--	--	--	--	
2013	Not calculated	--	--	--	

2014	Not calculated	D	67.4	F	
2015	Not calculated	A	71.5	F	B
2016	Not calculated	F	59.8	F	F

Akron District & STEAM



Comparison to nearby schools (PI Score, PI Grade/Value Added Grade):

STEAM Academy	59.8	F/F
Voris	71.5	D/F
Kent Middle	56	F/F
Rimer	91	C/A

Ranks 29 out of 49 non-selective admissions and non-special needs schools in Akron (59th percentile)

8. Strengths & Concerns:

Strengths:

- Performance Index difference with Akron City Schools narrowed.

Concerns:

- Performs lower than most area schools
- "F" in K-3 Literacy score

9. Contract Academic Performance Goals:

Overall Designation:	not available
AMO:	Falls Far Below Standard (0)
Growth in Reading and Math:	Falls Far Below Standard (0)
Absolute Proficiency:	Falls Far Below Standard (0)
Relative Proficiency:	Meets Standard (12)
Absolute Performance Index:	Falls Far Below Standard (0)
Relative Performance Index:	Falls Far Below Standard (0)
K-3 Literacy:	Falls Far Below Standard (0)
Mission Specific:	delayed until 2018

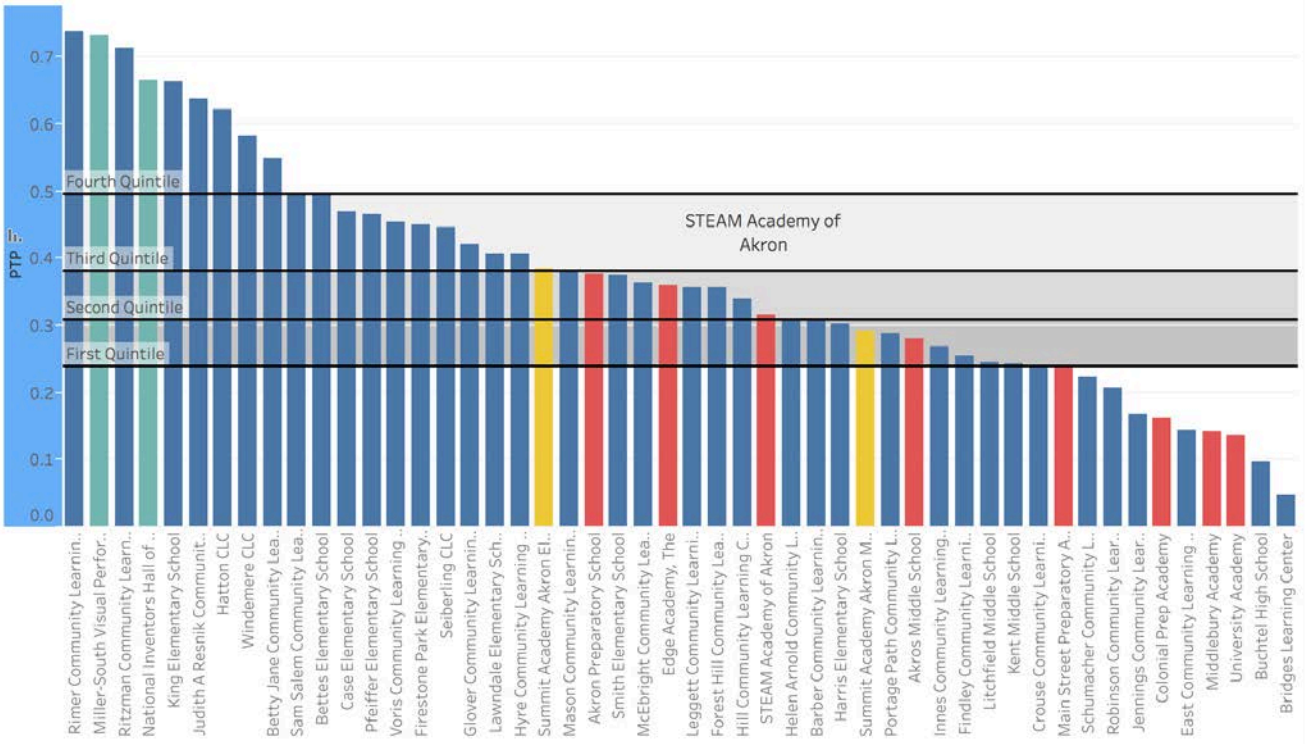
12 out of possible 85 = 14%, Falls Far Below Sponsor standards

10. Fiscal Statement prepared by our treasurer with fiscal oversight: STEAM Academy of Akron had a strongly negative fiscal year financially. Overall FTEs only decreased slightly by 10.56 throughout the year. However, due to the past debt the School had accumulated it was a difficult item to overcome throughout the year. Cash increased over the year by \$52K with some low balance periods throughout the year. However, liabilities decreased and Net Position increased due to the debt forgiveness by the management company. The School continues to work on financial improvement with the Sponsor and the management company. The School had a clean fiscal 2015 audit and expects a clean audit for 2016 once it is complete.

11. Organization & Operation: The School is working with a new Management Company, Tatonka Education Services which replaced Mosaica, to help put the school on a course toward improved fiscal responsibility and sustainability. Tatonka Management Company forgave the nearly \$500,000 debt carried over from Mosaica. Some board members did participate in training. They met the required number of meetings.

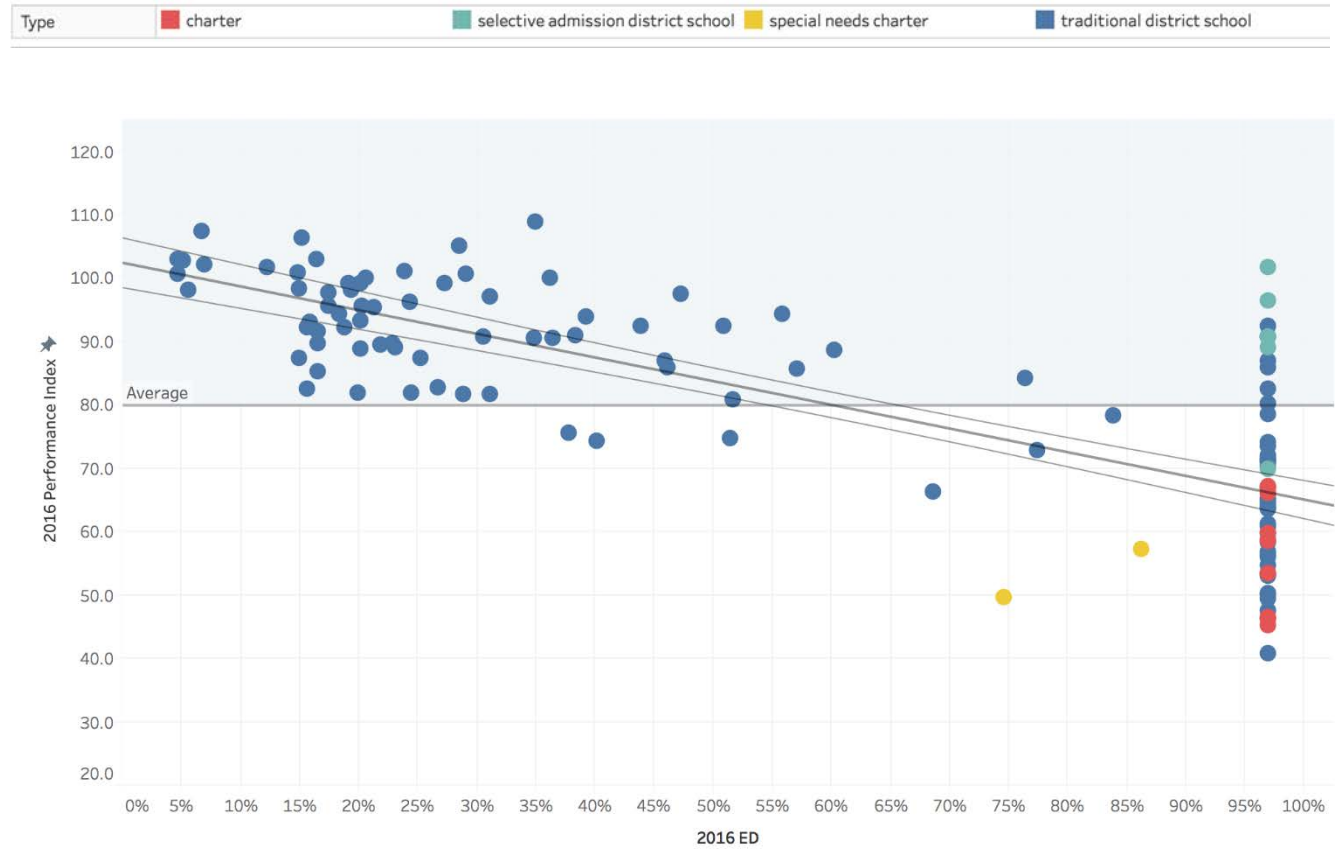
RELATIVE PROFICIENCY

Akron Schools



RELATIVE PERFORMANCE

Akron Schools



The following scale is used to assign a numerical score to each of the performance measures in this Contract: Academic, Financial, Organizational and Governance Performance Framework. The score reflects the degree of compliance assigned to each performance standard item based an objective assessment of STEAM Academy of Akron meeting the Standard established for each of the performance measures. The Performance Standards are based on and align with the Principles and Standards recommended by the National Alliance for Charter School Authorizers Academic Performance Framework and Ohio’s Accountability System.

Scale: Exceeds Standard (A, B) = 3 points
 Meets Standard (C) = 2 points
 Does Not Meet Standard (D) = 1 point
 Falls Far Below Standard (F) = 0 points

Information and data included in this Accountability Plan Assessment Summary Report should be used by the governing authority board and the school’s leadership team in conjunction with the School’s Self-Evaluation and Cumulative Report to develop a STEAM Academy of Akron Strategic Improvement Plan to reinforce and build on areas of strength and remediate areas needing improvement.

Core Academic Performance Framework Appendix G

Indicator 1: State and Federal Accountability Systems: School Grade Available 2018 (Weighted Score= X4)

1. The school will meet Overall Local Report Card targets as set forth by the state and federal accountability systems of a “C”.

a) Score 0

Possible Score: 0

Actual Score: 0

Indicator 2: Student Progress Over Time (Growth) (Weighted Score= X4)

1. Average student progress in Reading and Math, as reported on the Overall Value Added grade on the LRC will be a “C”.

a) Score “F” = 0

Possible Score: 12

Actual Score: 0

Indicator 3: Student Achievement (Weighted Score= X4)

1. Students will meet proficiency standard on state assessments of a “C”.
 - a) Score “F” = 0
2. Students will rank in the middle (3rd quintile) on state assessments compared to similar schools serving similar students in nearby schools (district where the charter school is located).
 - b) Score middle quintile = 1
3. Students will perform a “C” grade on the state Performance Index.

- c) Score "F" = 0
- 4. School will perform at "average" on the Performance Index by disadvantaged rate compared to similar schools serving similar students.
 - d) Score "below confidence range" = 1
- 5. The school will meet Early Literacy student growth goals (K-3 Literacy) of "C".
 - e) Score "F" = 0

Possible Score: 60

Actual Score: 8

Financial Framework (Is the school financially viable?) (Weighted Score= X3)

Indicator 1: Near Term (tests the financial position and viability in the upcoming year)

- 1. The school's current assets divided by current liabilities (as shown on monthly financial statements) has a one-year positive trend and the ratio is between 1.0 and 1.1.
 - a) Score "Ratio less than 0.9" = 0
- 2. The school's unrestricted day's cash is between 30 and 60 days.
 - b) Score "Fewer than 15 days" = 0
- 3. The school's actual enrollment as shown on Financial Payment Reports is 90-95% of budgeted enrollment in most recent year.
 - c) Score "Equals or within 95%" = 3
- 4. The school is not in default of loans and/or is not delinquent with debt service payments.
 - d) Score "Meets Standard" = 2

Possible Score: 36

Actual Score: 15

Indicator 2: Sustainability (depicts a school's financial position and viability over time) (Weighted Score= X3)

- 1. The measurement of surplus of aggregated 3-year total margin is greater than -1.5%, the trend is positive for past 2 years, AND the most recent Total Margin is positive.
 - a) Score "TM less than 10%" = 0
- 2. The school's audited balance sheets comparing the school's assets to its liabilities, has a ratio between 1.0 and 1.1 for at least the most recent year.
 - b) Score "Ration is 0.9 or less" = 0
- 3. The school's cash flow is positive for at least 1 or the most recent 2 years.
 - c) Score "Negative cash flow" = 0
- 4. The schools debt service coverage ratio is equal to or exceeds 1.1.
 - d) Score "Not Applicable" = 0

Possible Score: 36

Actual Score: 0

Operational & Governance Framework (Is the organization effective and well run?)

(Weighted Score= X1)

Complies*—please refer to sponsor compliance document (Appendix G Rubric)

Indicator 1: Education Program

- 1. The school implemented the material terms of the education program in all material respects and the education program in operation reflects the material terms as defined in the charter contract as evidenced by 80-89% of records reviewed that were accurate and complete.
 - a) Score "Meets Standard" = 2
- 2. The school materially complies* with applicable laws, rules, regulations, and provisions of the charter contract relating to education requirements, including, but not limited to instructional minutes, graduation requirements, content standards, state assessments, implementation of mandated programming as a result of state or federal

funding, among others including those noted on the compliance review, with an on-time records submission rate of 80-89%.

b) Score "Meets Standard" = 2

3. The school materially complies* with applicable laws, rules, regulations and provisions of the charter contract (including the Individuals with Disabilities Education Act, Section 504 of the Rehabilitation Act of 1973, and the Americans with Disabilities Act) relating to the treatment of students with identified disabilities and those suspected of having a disability; 80-89% compliance rate.

c) Score "Meets Standard" = 2

4. The school materially complies with applicable laws, rules, regulations, and provisions of the charter contract (including Title 111 of the Elementary and Secondary Education Act and USDOE authorities) relating to requirements regarding English Language Learners (ELLs), compliance rate of 80-89%.

d) Score "Meets Standard" = 2

Possible Score: 12

Actual Score: 8

Indicator 2: Financial Management and Oversight (Weighted Score= X1)

1. The school materially complies* with applicable laws, rules, regulations, and provisions of the charter contract relating to financial reporting requirements; compliance rate of 80-89%.

a) Score "Does Not Meet Standard" = 1

2. The school materially complies* with applicable laws, rules, regulations, and provisions of the charter contract relating to financial management and oversight expectations as evidenced by an annual independent audit, with no findings for recovery, noncompliance citations, questioned costs, or material weaknesses, as set forth in the audit.

b) Score "Meets Standard" = 2

Possible Score: 6

Actual Score: 3

Indicator 3: Governance and Reporting (Weighted Score= X2)

1. The school materially complies with applicable laws, rules, regulations, and provisions of the charter contract relating to governance by its board; the school has an 80-89% compliance rate.

a) Score "Meets Standard" = 2 The school materially complies with applicable laws, rules, regulations, and provisions of the charter contract relating to oversight of school management, including but not limited to maintaining authority over management, holding it accountable for performance as agreed under a written performance agreement, and requiring annual financial reports of the management company; 80-89% compliance rate.

b) Score "Meets Standard" = 2

2. The school materially complies with applicable laws, rules, regulations, and provisions of the charter contract relating to relevant reporting requirements to the school's authorizer, SEA, and/or federal authorities; 80-89% compliance rate.

c) Score "Meets Standard" = 2

Possible Score: 18

Actual Score: 12

Indicator 4: Students and Employees (Weighted Score= X1)

1. The school materially complies with applicable laws, rules, regulations, and provisions of the charter contract relating to the policies and procedures of students; 80-89% compliance rate.

a) Score "Exceeds Standard, at least 90% of school year" = 3

2. The school meets attendance goals; 80-89% compliance rate.

b) Score "Compliance rate less than 70%" = 0

3. The school materially complies with applicable laws, rules, regulations, and provisions of the charter contract (including the federal Highly Qualified Teacher and Paraprofessional requirements within Title II of the ESEA), relating to state certification requirements at least **80-89%** of the school year.
c) Score "Meets Standard" = 2
3. The school materially complies with applicable laws, rules, regulations, and provisions of the charter contract relating to employment considerations, including those relating to FMLA, ADA and employment contracts at least **80-89%** of the time.
d) Score "Exceeds Standard" = 3
4. The school materially complies with applicable laws, rules, regulations, and provisions of the charter contract relating to background checks of all applicable individuals; **100%** of the school year.
e) Score "90-99% compliance rate" = 2

Possible Score: 15

Actual Score: 10

Indicator 5: School Environment (Weighted Score= X1)

1. The school materially complies with applicable laws, rules, regulations, and provisions of the charter contract relating to school facilities, grounds, and transportation at least **80-89%** of the year.
a) Score "Meets Standard" = 2
2. The school materially complies with applicable laws, rules, regulations, and provisions of the charter contract relating to safety and health-related services, at least **80-89%** of the school year.
b) Score "Meets Standard" = 2
3. The school materially complies with applicable laws, rules, regulations, and provisions of the charter contract relating to handling of information, at least **80-89%** of the school year.
c) Score "Meets Standard" = 2

Possible Score: 9

Actual Score: 6

Additional Obligations

School Mission Specific Goals: Is the school meeting its mission? (Weighted Score= X1)

1. **School Mission Specific Goal:**
To allow students to become productive global citizens of the world by providing them with a world-class high quality education.
Evidence: No evidence to support the mission
Score: NA (will not be available until 2018)
2. The school materially complies with applicable laws, rules, regulations, and provisions of the charter contract that are not explicitly stated herein, including revisions to state laws, or other entities to which the charter school is accountable, consent decrees, intervention requirements by the authorizer, at least **80-89%** of the time.
Score "Meets Standard" = 2

Possible Score: 3

Actual Score: 2

Governance Goals (Weighted Score= X2)

1. No later than **June 30th** of each year of operation, the school's governing authority will demonstrate compliance with the following contractual expectations:
 - a. Holding the prescribed number of regular governing authority meetings annually;
Meets Standard
 - b. Demonstrating the requisite number of members of the governing authority;
Exceeds Standard
 - c. Achieving the prescribed number of hours of training in the manner agreed to in the charter contract.
Does Not Meet Standard

Score "Meets Standard" = 2

Possible Score: 6

Actual Score: 4

A Grade for the school's Performance Accountability will be assigned based on the school's **total score using the following scale:**

Points

191-213: A (90-100%)

170-190: B (80-89%)

148-169: C (70-79%)

127-147: D (60-69%)

126 & below: F (59% and below)

Possible Score: 213 Points

STEAM Academy of Akron Score: 68 Points = 32% = F